



SmartLab

Score

Martin Luther King Elementary School

30 Student Environment

Reading the Score: Students rotate as groups of six learners (or three pairs). Each group moves from one island to the next at each rotation. After the first four engagements, they rotate to the first Additional Rotation and Continue rotating around the room.

Substitutions: After multiple sessions in the SmartLab, students will be eager to experience new technologies and systems. Next to each island there are resources to expand students knowledge in the SmartLab. Additional Engagements provides tools for each station, that can be utilized by individual groups of students to learn new technologies.

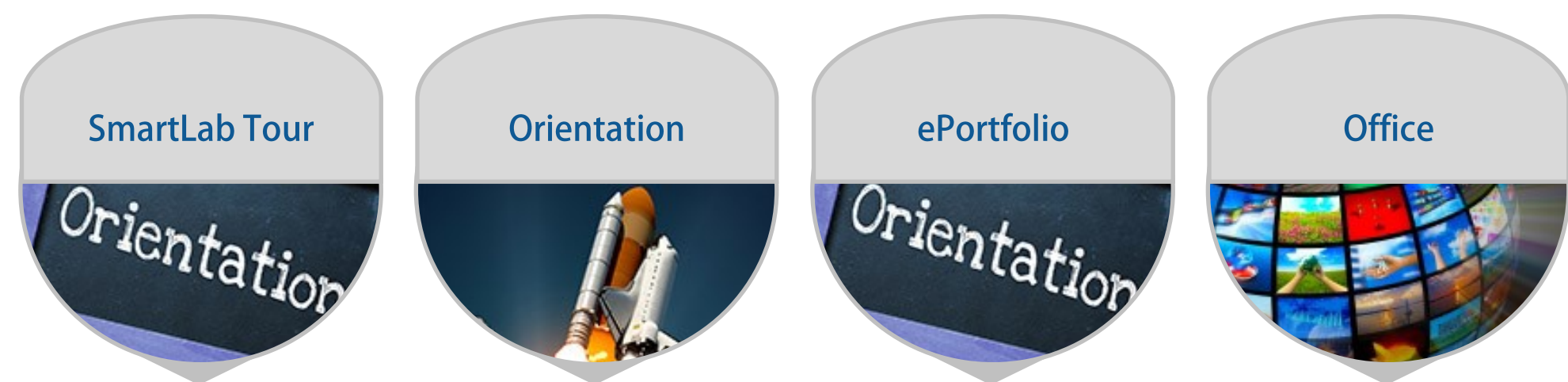
Orientation

Orientation

Initial Engagement:

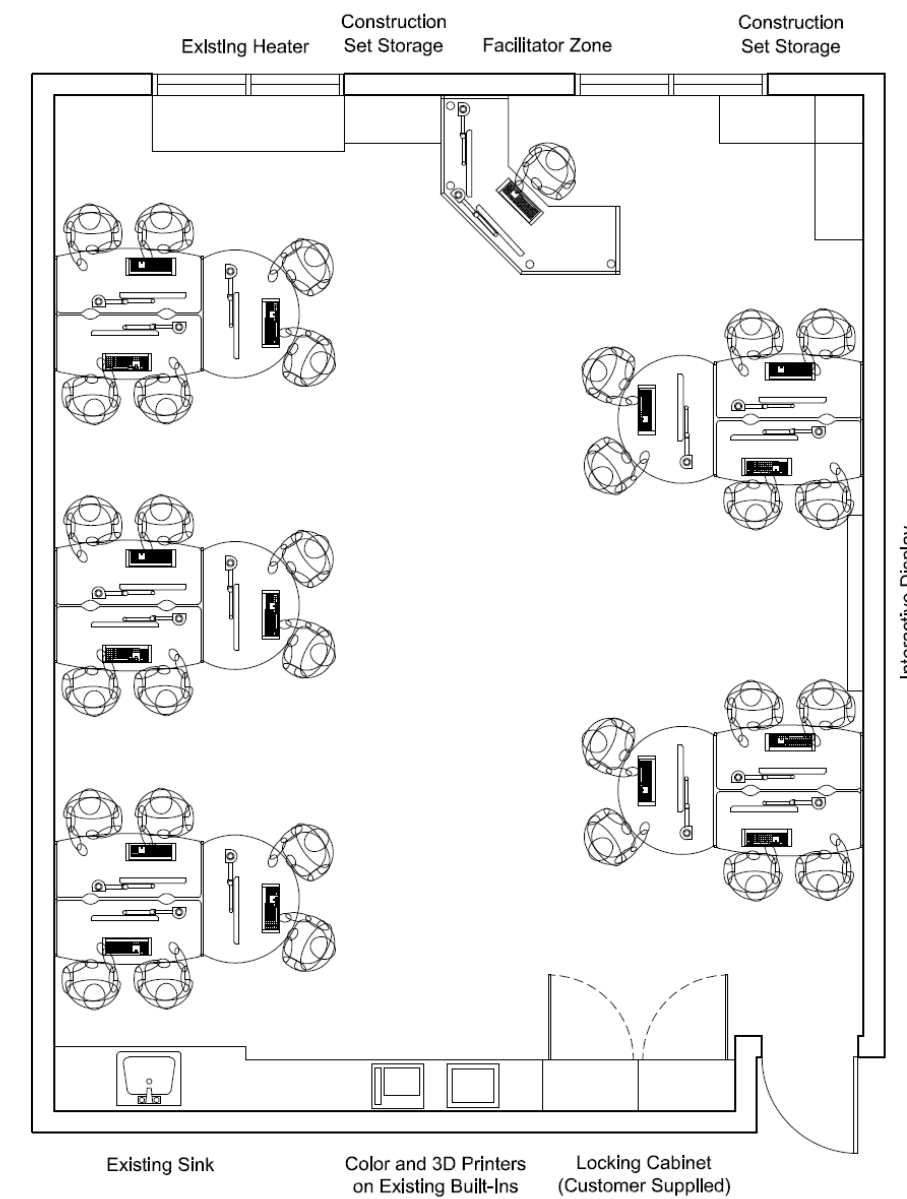
Begin by orienting your students to the ePortfolio and assessment system. Use the following:

- Getting to Know Your SmartLab
- ePortfolio Setup
- Introduction to Learning Launcher




In a setting suitable to assembling all newcomers, an orientation session can be given at the beginning of each sequence of initiatory experiences. It is essential for students to appreciate that learning in a Creative Learning Environment is an earned privilege that entails serious responsibilities.

If all learners take responsibility for safeguarding the equipment, the Creative Learning Environment will provide a fun, and stimulating learning experience for everyone. Likewise, if anyone violates this trust and causes damage to the equipment, it will affect everyone's enjoyment of the Environment.



Core Engagements (Liftoff)



Whole Class Activities (Express)

